



DHATEC®

Assets In Transit Deserve Optimal Care

Dragonder 19, NL-5554 GM
Valkenswaard, The Netherlands

Tel : +31 497 542 527

Email : info@dhatec.nl

Web : www.dhatec.nl



Application Procedure Specification

Dhatec System88 Block B Standard Truck Drawings

Dhatec Document No.: DHA415-APS-S88B

Rev.	Date	Status	Prepared by	Reviewed by	Approved by
02	01.01.2025	Released	R. Corsten	B. Blokx	E. Doorn

©Dhatec BV. The following document shall be considered as copyright and the design right reserved. Copying and/or disclosure of the information contained within the following document to any third-party, other than specifically for the purpose of the project is forbidden without prior written permission of the proprietor.



General Information

Equipment	System88 Block B Standard Truck Drawings
Supplier Name	Dhatec B.V.
Telephone No.	+31 497 542 527
Contact email address	info@dhatec.nl

Safety Requirements

These are general guidelines, all personnel involved should adhere to the safety requirements of the particular location at which they are performing their operations.

Dhatec recommends wearing of suitable PPE while handling their products. This includes gloves, safety shoes, safety glasses, safety helmet, hearing protection and suitable work clothing.

The working areas should be kept tidy at all times in order to minimize the risk of trips and slips.

All personnel involved should use suitable manual handling techniques and follow industry recommended guidelines for lifting and moving, such as those described in “Ergonomic Guidelines for Manual Material Handling” published by the National Institute for Occupational Safety and Health (Publication 2007-131), or those otherwise prescribed by the client.



Disclaimer of liability: Every effort has been made to ensure that the information in this document is accurate and correct to the best of our knowledge, correct at the date of publication. However, Dhatec B.V. cannot be held responsible for consequences that follow from the claims that were made in this document.

Do not carry out any repairs or modifications on the equipment without consulting Dhatec B.V., doing so will invalidate the guarantee. The guarantee is also invalidated if accidents and damage of any form are caused as a result of improper use and/or not obeying the warnings in general as explained in this user guide. Dhatec B.V. accepts no responsibility for any personal accidents as a consequence of not following the safety instructions and warnings. This is also the case for consequential loss in any form.



Always check System88 Instructions before use

Revision: 02
Document Ref: DHA415-APS-S88B

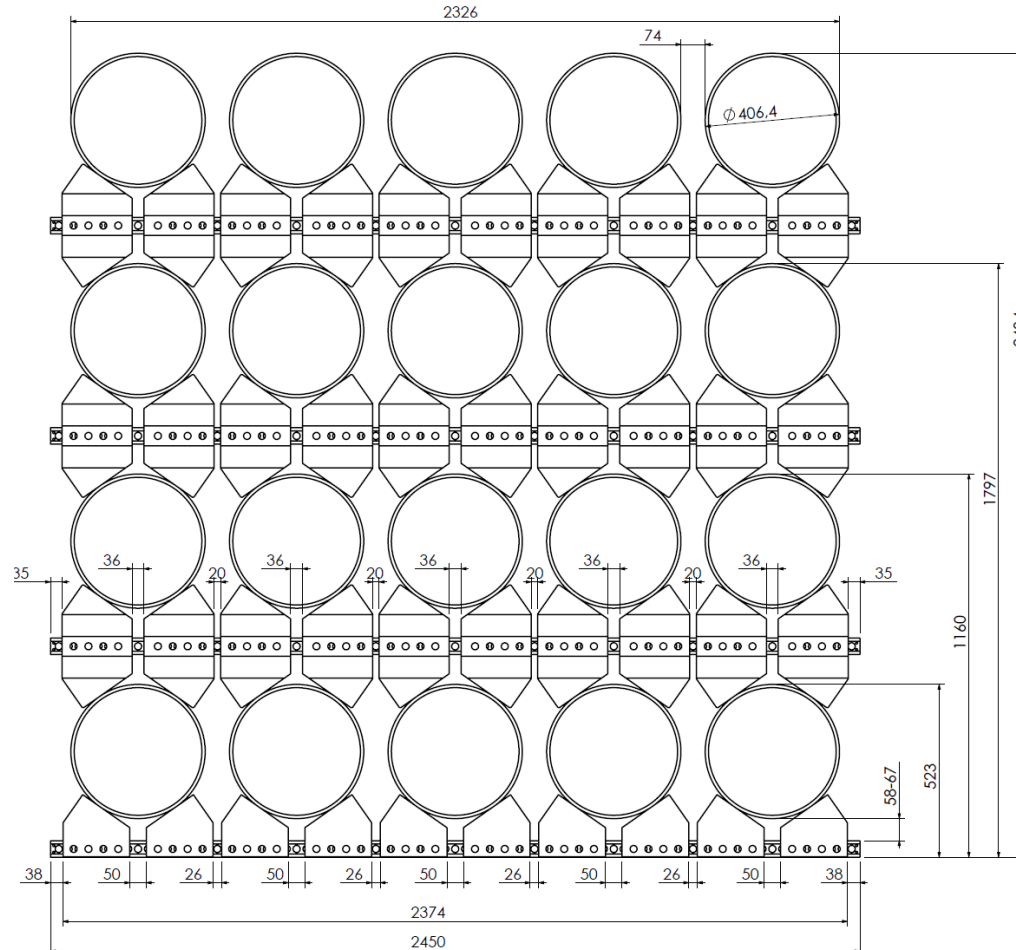


STANDARD TRUCK CONFIGURATIONS

It is not allowed to stack pipes Ø 406,4 in PYRAMIDS on System88 Block B and L



Page B-01



All dimensions are in mm

System88 – Truck Ø 406,4

Block	Type B
Block in middle	Type L
Number of Pipes	20
Outside diameter [mm]	406,4
Outside diameter [inch]	16
Actual distance from pipe to profile [mm]	58-67
Actual distance between pipes [mm]	74

- Always check System88 Instructions before use
- Maximum load of 7.875 kg on Block B
- Maximum load of 4.725 kg on Block L
- Check your vehicle specifications for total maximum load
- Always secure each block with 2 locking pins
- Replace block in case it shows permanent deformation
- The pipes must be supported by the blocks only and not touch the steel profile
- The blocks can be provided with rubber layer* on request
(* always use ratchet tie-downs in combination with rubber layer)
- If using ratchet tie-downs: tighten tie-downs again after 10 minutes**
(** due to relaxation tie-downs need retightening)
- Make sure when multiple pipes are transported at the same time, all pipes are secured
- Deviate from this advice only in consult with Dhatec



The sum of all tie-downs must be 5.560 daN for 25 ton load (check label on tie-down)
The sum of all tie-downs must be 6.670 daN for 30 ton load (check label on tie-down)

Manufacturing & Sales Company

DHATEC B.V.
Dragonder 19
5554 GM Valkenswaard
The Netherlands

T: +31 (0)497 542 527
E: info@dhatec.nl
I: www.dhatec.nl





Always check System88 Instructions before use

Revision: 02
Document Ref: DHA415-APS-S88B

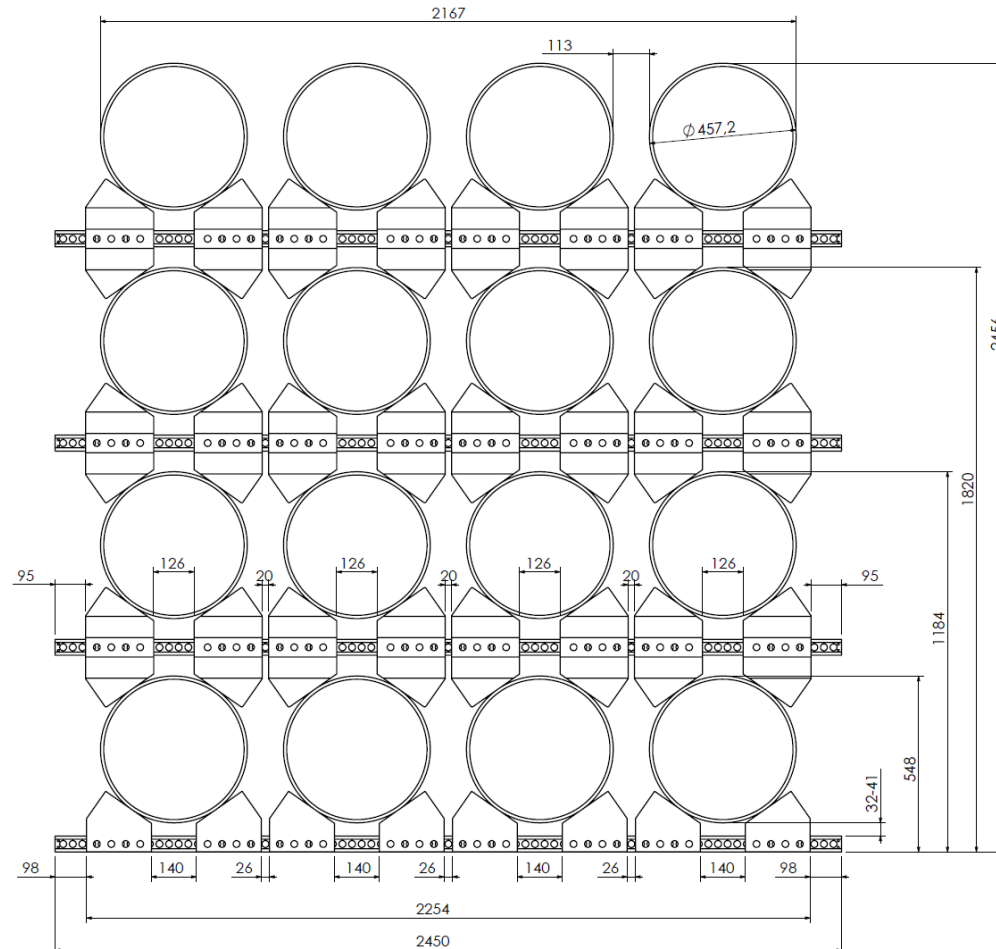


STANDARD TRUCK CONFIGURATIONS

It is not allowed to stack pipes $\varnothing 457,2$ in PYRAMIDS on System88 Block B and L



Page B-02



All dimensions are in mm

Manufacturing & Sales Company

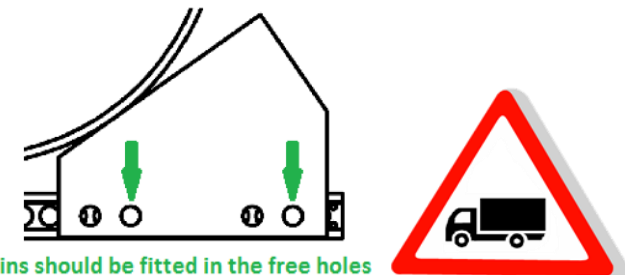
DHATEC B.V.
Dragonder 19
5554 GM Valkenswaard
The Netherlands

T: +31 (0)497 542 527
E: info@dhatec.nl
I: www.dhatec.nl

System88 – Truck $\varnothing 457,2$

Block	Type B
Block in middle	Type L
Number of Pipes	16
Outside diameter [mm]	457,2
Outside diameter [inch]	18
Actual distance from pipe to profile [mm]	32-41
Actual distance between pipes [mm]	113

- Always check System88 Instructions before use
- Maximum load of 7.875 kg on Block B
- Maximum load of 4.725 kg on Block L
- Check your vehicle specifications for total maximum load
- Always secure each block with 2 locking pins
- Replace block in case it shows permanent deformation
- The pipes must be supported by the blocks only and not touch the steel profile
- The blocks can be provided with rubber layer* on request
(* always use ratchet tie-downs in combination with rubber layer)
- If using ratchet tie-downs: tighten tie-downs again after 10 minutes**
(** due to relaxation tie-downs need retightening)
- Make sure when multiple pipes are transported at the same time, all pipes are secured
- Deviate from this advice only in consult with Dhatec



Pins should be fitted in the free holes

The sum of all tie-downs must be 5.560 daN for 25 ton load (check label on tie-down)
The sum of all tie-downs must be 6.670 daN for 30 ton load (check label on tie-down)





Always check System88 Instructions before use

Revision: 02
Document Ref: DHA415-APS-S88B

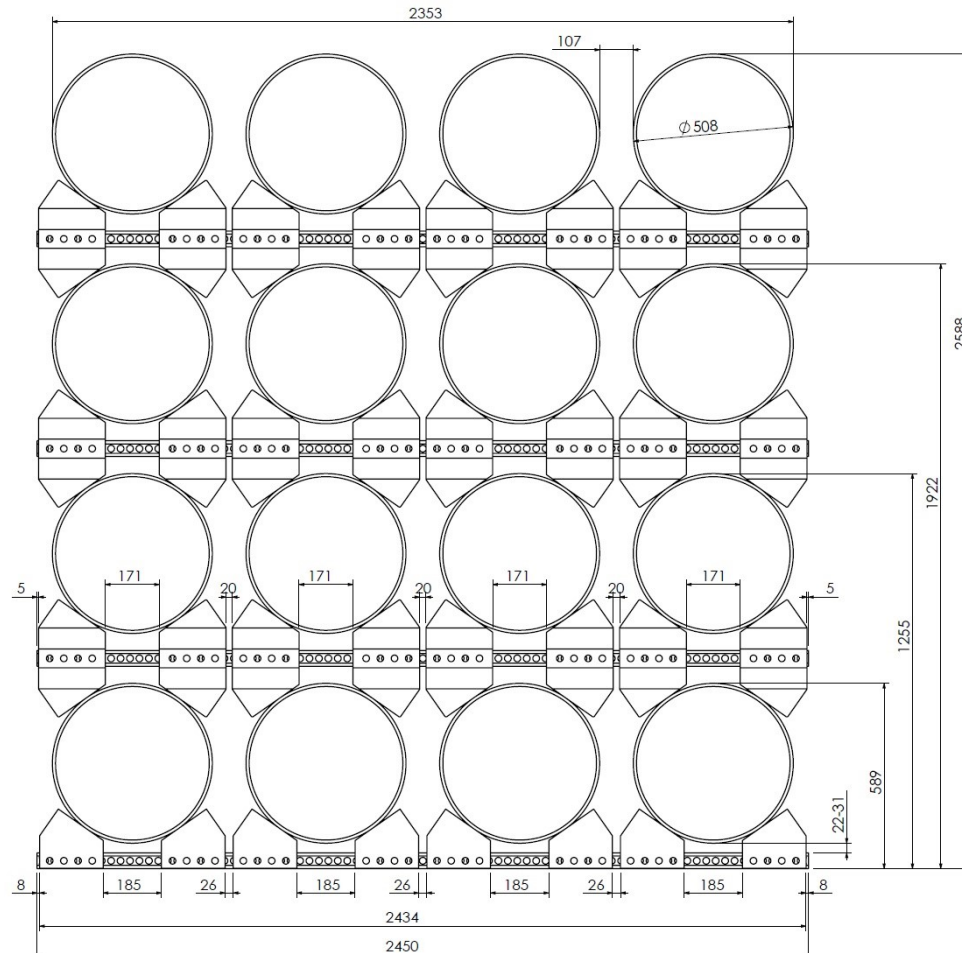


STANDARD TRUCK CONFIGURATIONS

It is not allowed to stack pipes $\varnothing 508,0$ in PYRAMIDS on System88 Block B and L



Page B-03

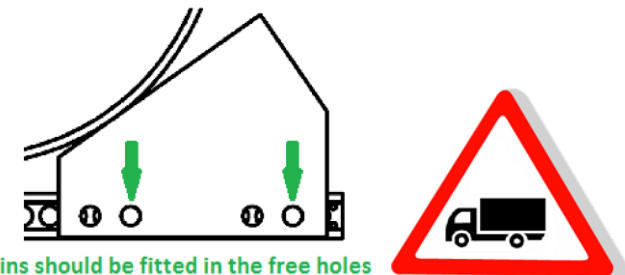


All dimensions are in mm

System88 – Truck $\varnothing 508,0$

Block	Type B
Block in middle	Type L
Number of Pipes	16
Outside diameter [mm]	508
Outside diameter [inch]	20
Actual distance from pipe to profile [mm]	22-31
Actual distance between pipes [mm]	107

- Always check System88 Instructions before use
- Maximum load of 7.875 kg on Block B
- Maximum load of 4.725 kg on Block L
- Check your vehicle specifications for total maximum load
- Always secure each block with 2 locking pins
- Replace block in case it shows permanent deformation
- The pipes must be supported by the blocks only and not touch the steel profile
- The blocks can be provided with rubber layer* on request
(* always use ratchet tie-downs in combination with rubber layer)
- If using ratchet tie-downs: tighten tie-downs again after 10 minutes**
(** due to relaxation tie-downs need retightening)
- Make sure when multiple pipes are transported at the same time, all pipes are secured
- Deviate from this advice only in consult with Dhatec



Pins should be fitted in the free holes

The sum of all tie-downs must be 5.560 daN for 25 ton load (check label on tie-down)
The sum of all tie-downs must be 6.670 daN for 30 ton load (check label on tie-down)

Manufacturing & Sales Company

DHATEC B.V.
Dragonder 19
5554 GM Valkenswaard
The Netherlands

T: +31 (0)497 542 527
E: info@dhatec.nl
I: www.dhatec.nl





Always check System88 Instructions before use

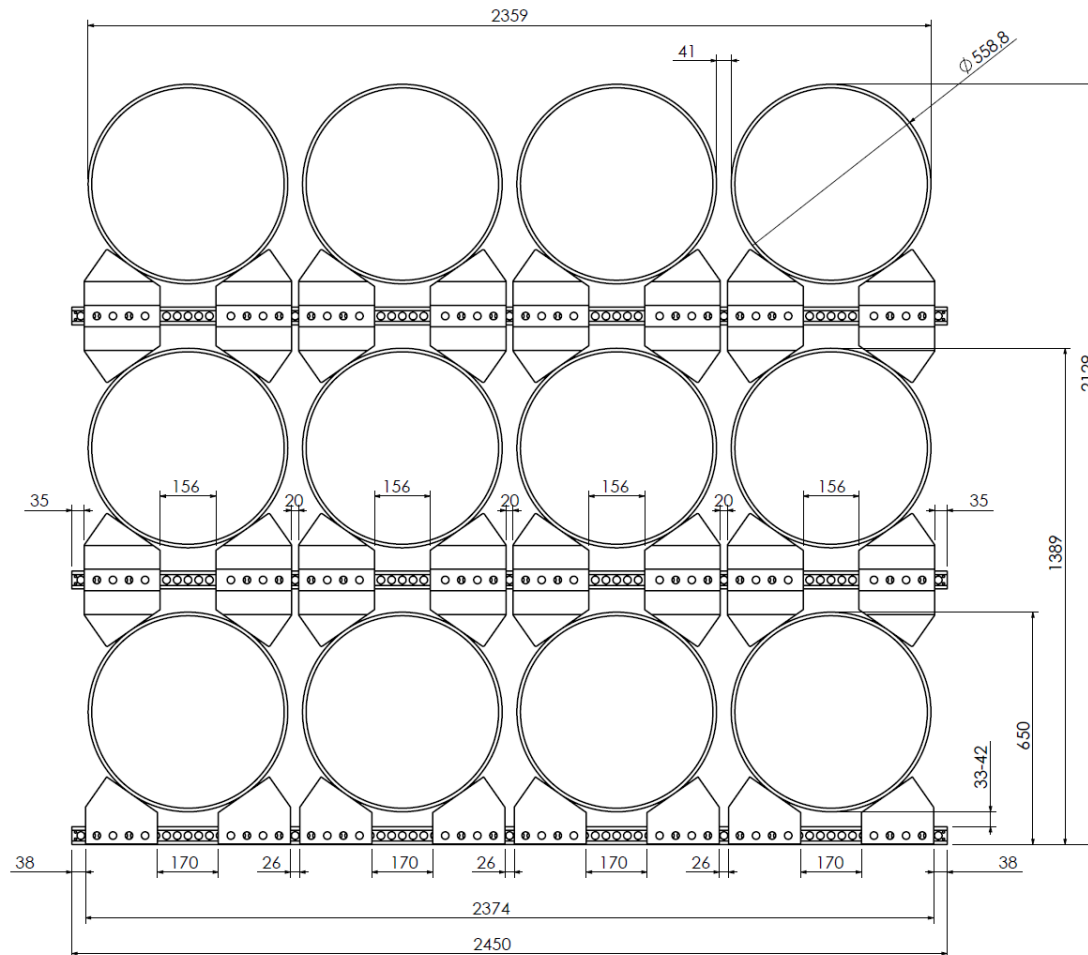
Revision: 02
Document Ref: DHA415-APS-S88B



STANDARD TRUCK CONFIGURATIONS



Page B-04

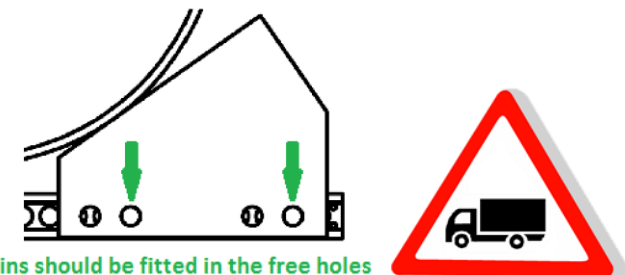


All dimensions are in mm

System88 – Truck Ø 558,8

Block	Type B
Block in middle	Type L
Number of Pipes	16
Outside diameter [mm]	558,8
Outside diameter [inch]	22
Actual distance from pipe to profile [mm]	33-42
Actual distance between pipes [mm]	41

- Always check System88 Instructions before use
- Maximum load of 7.875 kg on Block B
- Maximum load of 4.725 kg on Block L
- Check your vehicle specifications for total maximum load
- Always secure each block with 2 locking pins
- Replace block in case it shows permanent deformation
- The pipes must be supported by the blocks only and not touch the steel profile
- The blocks can be provided with rubber layer* on request
- (* always use ratchet tie-downs in combination with rubber layer)
- If using ratchet tie-downs: tighten tie-downs again after 10 minutes**
- (** due to relaxation tie-downs need retightening)
- Make sure when multiple pipes are transported at the same time, all pipes are secured
- Deviate from this advice only in consult with Dhatec



Pins should be fitted in the free holes

The sum of all tie-downs must be 5.560 daN for 25 ton load (check label on tie-down)
The sum of all tie-downs must be 6.670 daN for 30 ton load (check label on tie-down)

Manufacturing & Sales Company

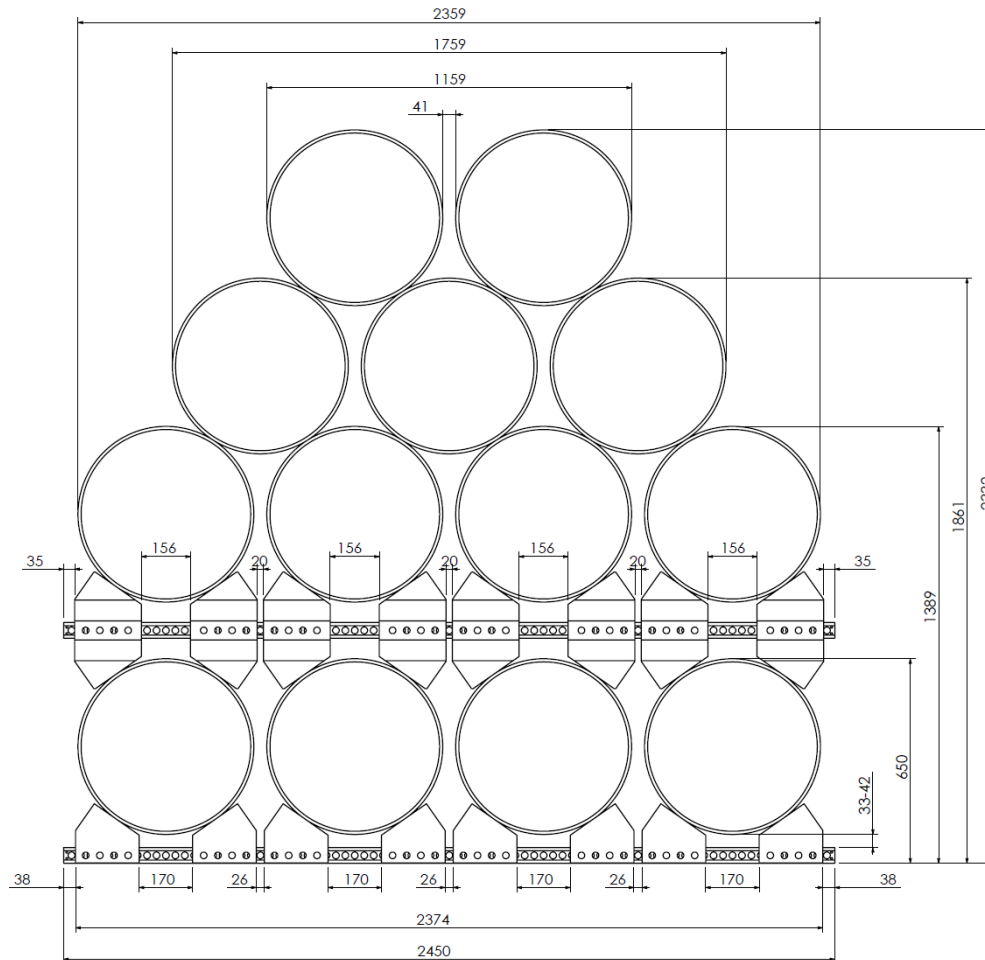
DHATEC B.V.
Dragonder 19
5554 GM Valkenswaard
The Netherlands

T: +31 (0)497 542 527
E: info@dhatec.nl
I: www.dhatec.nl





STANDARD TRUCK CONFIGURATIONS

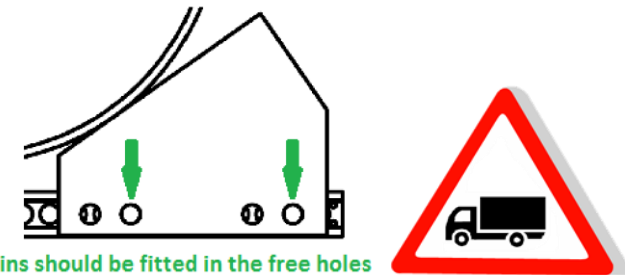


All dimensions are in mm

System88 – Truck Ø 558,8

Block	Type B
Block in middle	Type L
Number of Pipes	13
Outside diameter [mm]	558,8
Outside diameter [inch]	22
Actual distance from pipe to profile [mm]	33-42
Actual distance between pipes [mm]	41

- Always check System88 Instructions before use
- Maximum load of 7.875 kg on Block B
- Maximum load of 4.725 kg on Block L
- Check your vehicle specifications for total maximum load
- Always secure each block with 2 locking pins
- Replace block in case it shows permanent deformation
- The pipes must be supported by the blocks only and not touch the steel profile
- The blocks can be provided with rubber layer* on request
(* always use ratchet tie-downs in combination with rubber layer)
- If using ratchet tie-downs: tighten tie-downs again after 10 minutes**
(** due to relaxation tie-downs need retightening)
- Make sure when multiple pipes are transported at the same time, all pipes are secured
- Deviate from this advice only in consult with Dhatec



Pins should be fitted in the free holes

The sum of all tie-downs must be 5.560 daN for 25 ton load (check label on tie-down)
The sum of all tie-downs must be 6.670 daN for 30 ton load (check label on tie-down)

Manufacturing & Sales Company

DHATEC B.V.
Dragonder 19
5554 GM Valkenswaard
The Netherlands

T: +31 (0)497 542 527
E: info@dhatec.nl
I: www.dhatec.nl





Always check System88 Instructions before use

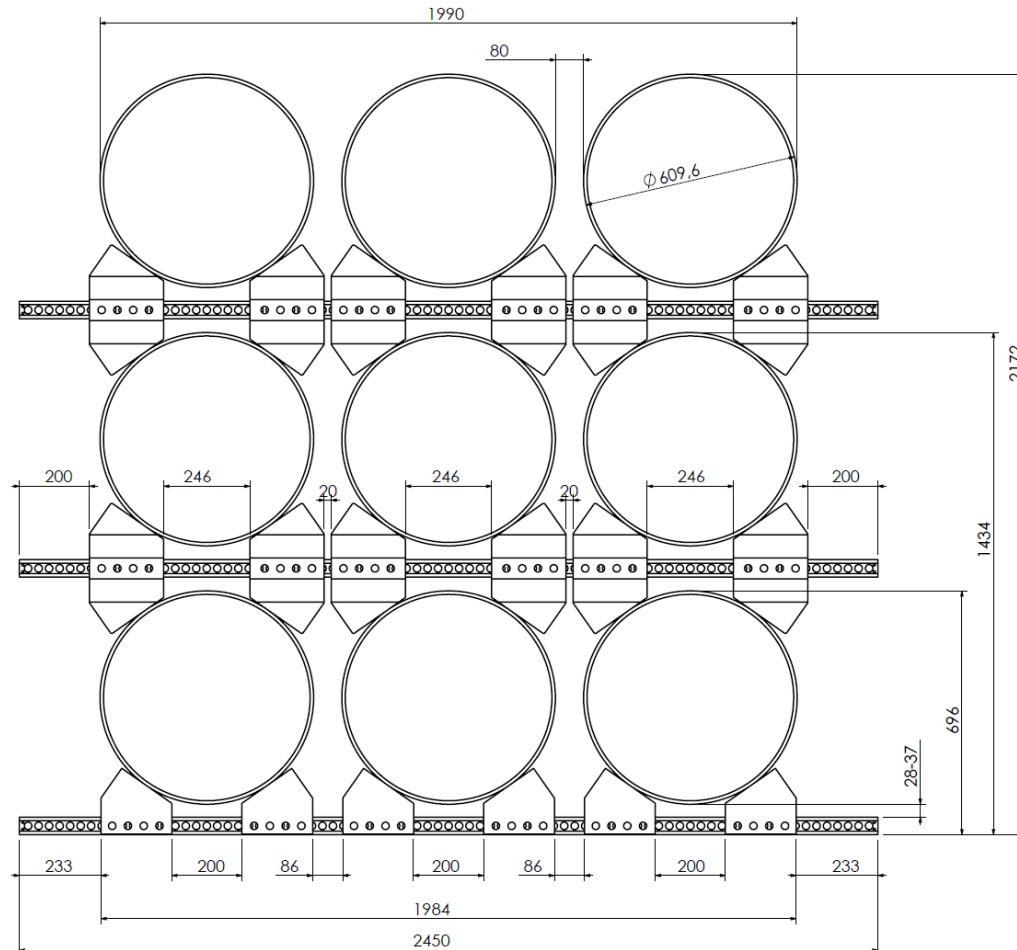
Revision: 02
Document Ref: DHA415-APS-S88B



STANDARD TRUCK CONFIGURATIONS



Page B-05



All dimensions are in mm

System88 – Truck Ø 609,6

Block	Type B
Block in middle	Type L
Number of Pipes	9
Outside diameter [mm]	609,6
Outside diameter [inch]	24
Actual distance from pipe to profile [mm]	28-37
Actual distance between pipes [mm]	80

- Always check System88 Instructions before use
- Maximum load of 7.875 kg on Block B
- Maximum load of 4.725 kg on Block L
- Check your vehicle specifications for total maximum load
- Always secure each block with 2 locking pins
- Replace block in case it shows permanent deformation
- The pipes must be supported by the blocks only and not touch the steel profile
- The blocks can be provided with rubber layer* on request
- (* always use ratchet tie-downs in combination with rubber layer)
- If using ratchet tie-downs: tighten tie-downs again after 10 minutes**
- (** due to relaxation tie-downs need retightening)
- Make sure when multiple pipes are transported at the same time, all pipes are secured
- Deviate from this advice only in consult with Dhatec



Pins should be fitted in the free holes

The sum of all tie-downs must be 5.560 daN for 25 ton load (check label on tie-down)
The sum of all tie-downs must be 6.670 daN for 30 ton load (check label on tie-down)

Manufacturing & Sales Company

DHATEC B.V.
Dragonder 19
5554 GM Valkenswaard
The Netherlands

T: +31 (0)497 542 527
E: info@dhatec.nl
I: www.dhatec.nl





Always check System88 Instructions before use

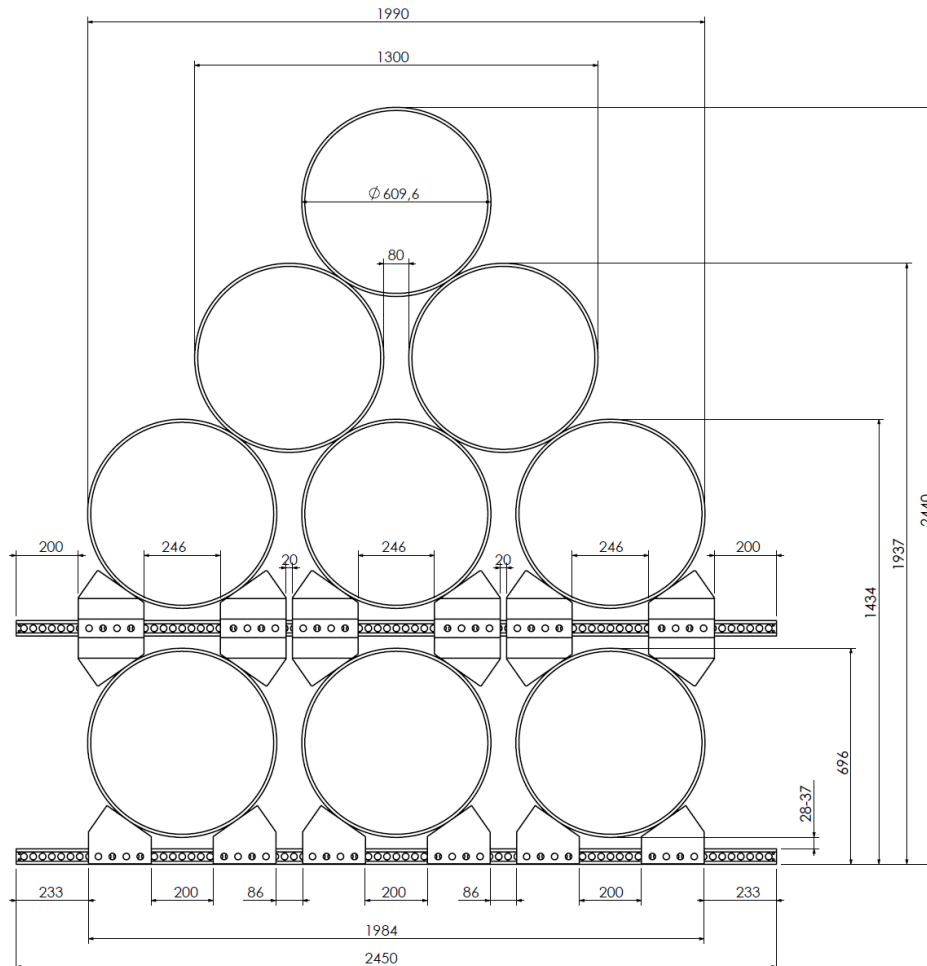
Revision: 02
Document Ref: DHA415-APS-S88B



STANDARD TRUCK CONFIGURATIONS



Page B-05-01

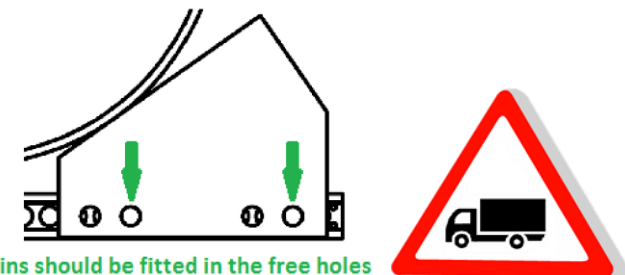


All dimensions are in mm

System88 – Truck Ø 609,6

Block	Type B
Block in middle	Type L
Number of Pipes	9
Outside diameter [mm]	609,6
Outside diameter [inch]	24
Actual distance from pipe to profile [mm]	28-37
Actual distance between pipes [mm]	80

- Always check System88 Instructions before use
- Maximum load of 7.875 kg on Block B
- Maximum load of 4.725 kg on Block L
- Check your vehicle specifications for total maximum load
- Always secure each block with 2 locking pins
- Replace block in case it shows permanent deformation
- The pipes must be supported by the blocks only and not touch the steel profile
- The blocks can be provided with rubber layer* on request
(* always use ratchet tie-downs in combination with rubber layer)
- If using ratchet tie-downs: tighten tie-downs again after 10 minutes**
(** due to relaxation tie-downs need retightening)
- Make sure when multiple pipes are transported at the same time, all pipes are secured
- Deviate from this advice only in consult with Dhatec



Pins should be fitted in the free holes

The sum of all tie-downs must be 5.560 daN for 25 ton load (check label on tie-down)
The sum of all tie-downs must be 6.670 daN for 30 ton load (check label on tie-down)

Manufacturing & Sales Company

DHATEC B.V.
Dragonder 19
5554 GM Valkenswaard
The Netherlands

T: +31 (0)497 542 527
E: info@dhatec.nl
I: www.dhatec.nl





Always check System88 Instructions before use

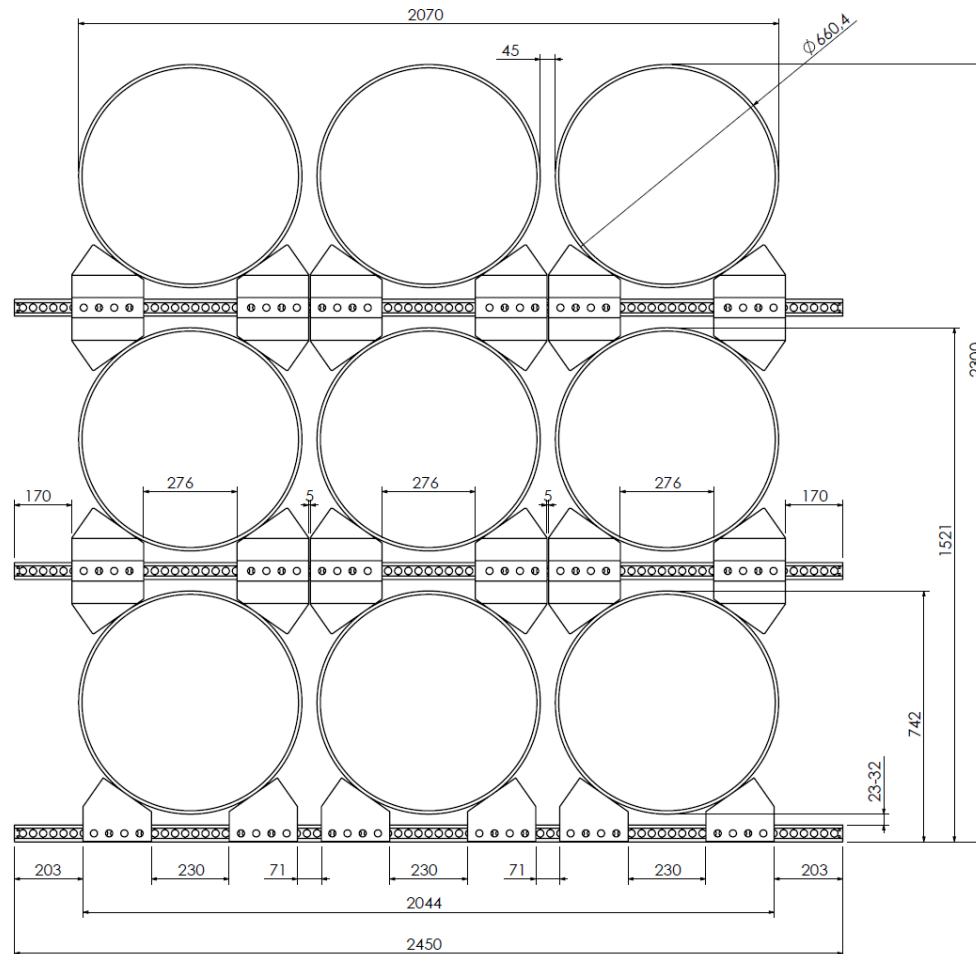
Revision: 02
Document Ref: DHA415-APS-S88B



STANDARD TRUCK CONFIGURATIONS



Page B-06

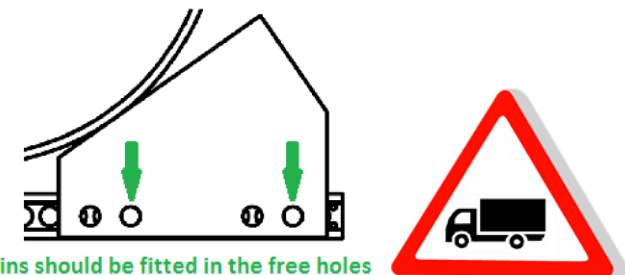


All dimensions are in mm

System88 – Truck Ø 660,4

Block	Type B
Block in middle	Type L
Number of Pipes	9
Outside diameter [mm]	660,4
Outside diameter [inch]	26
Actual distance from pipe to profile [mm]	23-32
Actual distance between pipes [mm]	45

- Always check System88 Instructions before use
- Maximum load of 7.875 kg on Block B
- Maximum load of 4.725 kg on Block L
- Check your vehicle specifications for total maximum load
- Always secure each block with 2 locking pins
- Replace block in case it shows permanent deformation
- The pipes must be supported by the blocks only and not touch the steel profile
- The blocks can be provided with rubber layer* on request
- (* always use ratchet tie-downs in combination with rubber layer)
- If using ratchet tie-downs: tighten tie-downs again after 10 minutes**
- (** due to relaxation tie-downs need retightening)
- Make sure when multiple pipes are transported at the same time, all pipes are secured
- Deviate from this advice only in consult with Dhatec



Pins should be fitted in the free holes

The sum of all tie-downs must be 5.560 daN for 25 ton load (check label on tie-down)
The sum of all tie-downs must be 6.670 daN for 30 ton load (check label on tie-down)

Manufacturing & Sales Company

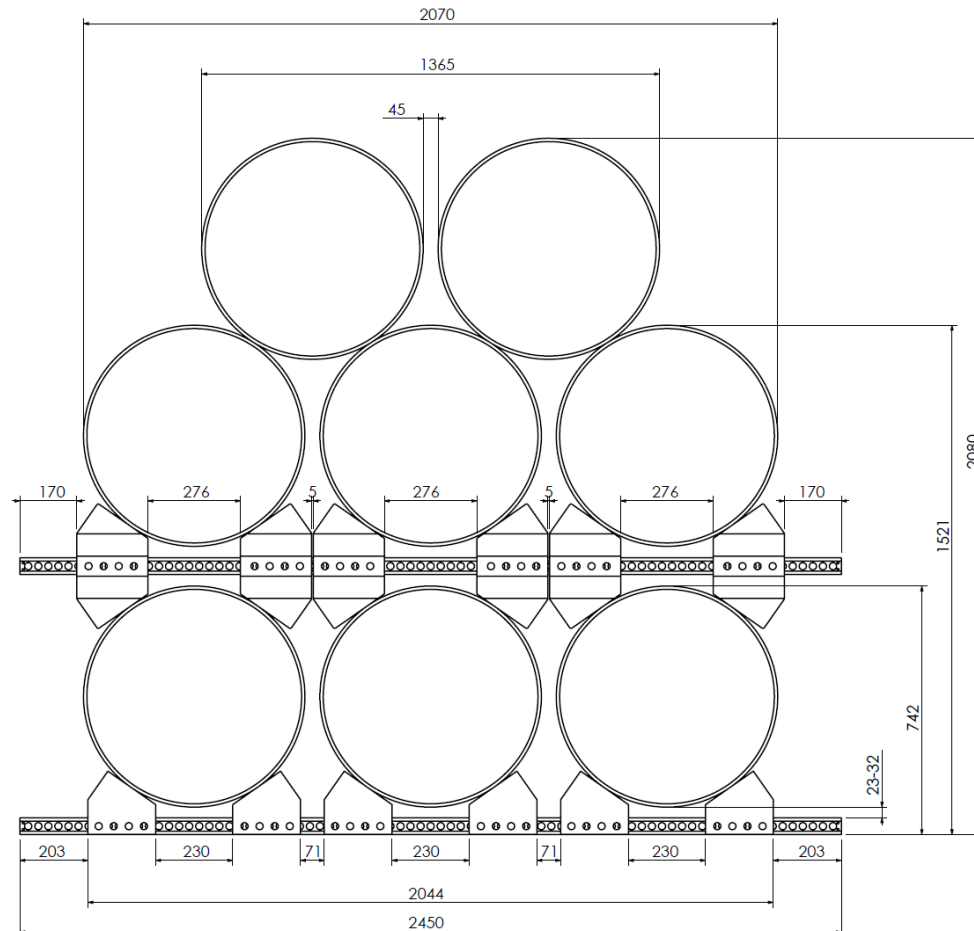
DHATEC B.V.
Dragonder 19
5554 GM Valkenswaard
The Netherlands

T: +31 (0)497 542 527
E: info@dhatec.nl
I: www.dhatec.nl





STANDARD TRUCK CONFIGURATIONS

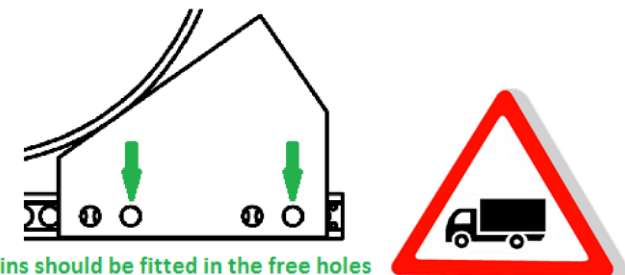


All dimensions are in mm

System88 – Truck Ø 660,4

Block	Type B
Block in middle	Type L
Number of Pipes	8
Outside diameter [mm]	660,4
Outside diameter [inch]	26
Actual distance from pipe to profile [mm]	23-32
Actual distance between pipes [mm]	45

- Always check System88 Instructions before use
- Maximum load of 7.875 kg on Block B
- Maximum load of 4.725 kg on Block L
- Check your vehicle specifications for total maximum load
- Always secure each block with 2 locking pins
- Replace block in case it shows permanent deformation
- The pipes must be supported by the blocks only and not touch the steel profile
- The blocks can be provided with rubber layer* on request
- (* always use ratchet tie-downs in combination with rubber layer)
- If using ratchet tie-downs: tighten tie-downs again after 10 minutes**
- (** due to relaxation tie-downs need retightening)
- Make sure when multiple pipes are transported at the same time, all pipes are secured
- Deviate from this advice only in consult with Dhatec



Pins should be fitted in the free holes

The sum of all tie-downs must be 5.560 daN for 25 ton load (check label on tie-down)
The sum of all tie-downs must be 6.670 daN for 30 ton load (check label on tie-down)

Manufacturing & Sales Company

DHATEC B.V.
Dragonder 19
5554 GM Valkenswaard
The Netherlands

T: +31 (0)497 542 527
E: info@dhatec.nl
I: www.dhatec.nl





Always check System88 Instructions before use

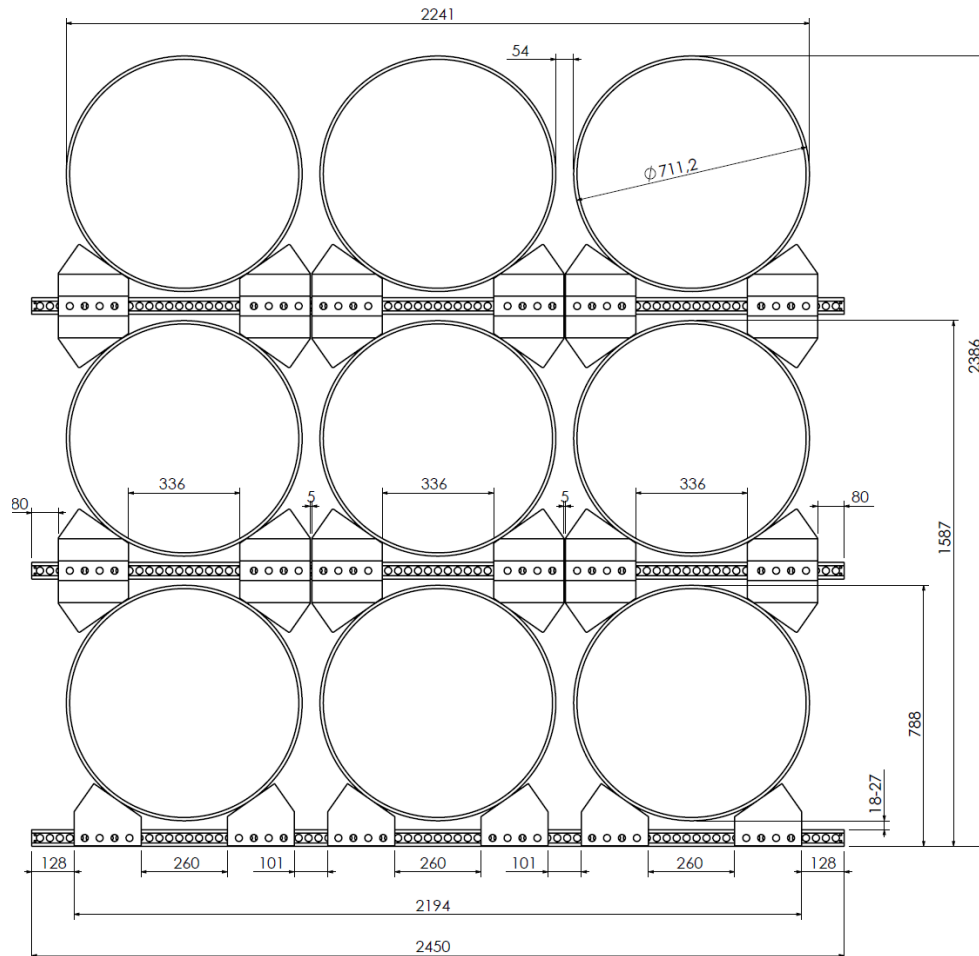
Revision: 02
Document Ref: DHA415-APS-S88B



STANDARD TRUCK CONFIGURATIONS



Page B-07



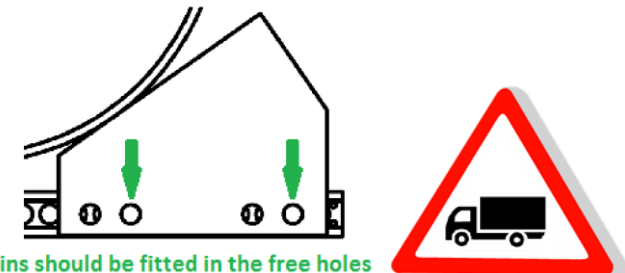
All dimensions are in mm

System88 – Truck

Ø 711,2

Block	Type B
Block in middle	Type L
Number of Pipes	9
Outside diameter [mm]	711,2
Outside diameter [inch]	28
Actual distance from pipe to profile [mm]	18-27
Actual distance between pipes [mm]	54

- Always check System88 Instructions before use
- Maximum load of 7.875 kg on Block B
- Maximum load of 4.725 kg on Block L
- Check your vehicle specifications for total maximum load
- Always secure each block with 2 locking pins
- Replace block in case it shows permanent deformation
- The pipes must be supported by the blocks only and not touch the steel profile
- The blocks can be provided with rubber layer* on request
(* always use ratchet tie-downs in combination with rubber layer)
- If using ratchet tie-downs: tighten tie-downs again after 10 minutes**
(** due to relaxation tie-downs need retightening)
- Make sure when multiple pipes are transported at the same time, all pipes are secured
- Deviate from this advice only in consult with Dhatec



Pins should be fitted in the free holes

The sum of all tie-downs must be 5.560 daN for 25 ton load (check label on tie-down)
The sum of all tie-downs must be 6.670 daN for 30 ton load (check label on tie-down)

Manufacturing & Sales Company

DHATEC B.V.
Dragonder 19
5554 GM Valkenswaard
The Netherlands

T: +31 (0)497 542 527
E: info@dhatec.nl
I: www.dhatec.nl





Always check System88 Instructions before use

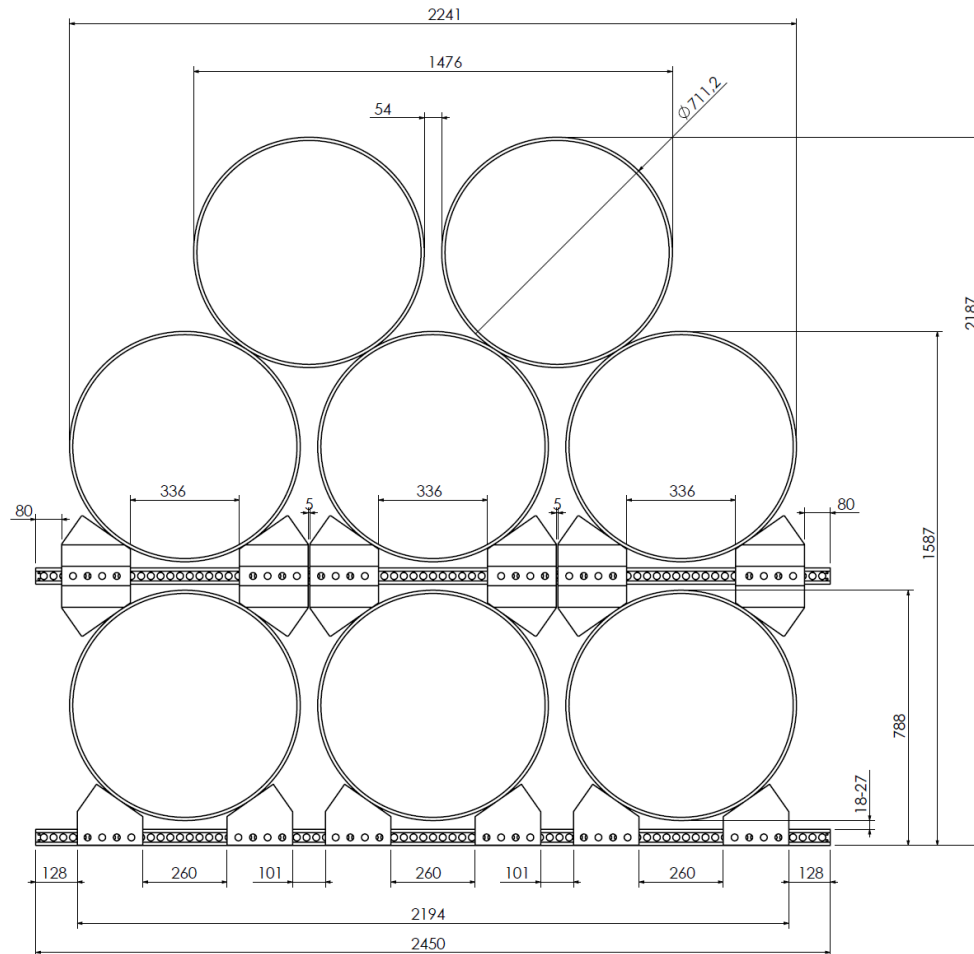
Revision: 02
Document Ref: DHA415-APS-S88B



STANDARD TRUCK CONFIGURATIONS



Page B-07-01

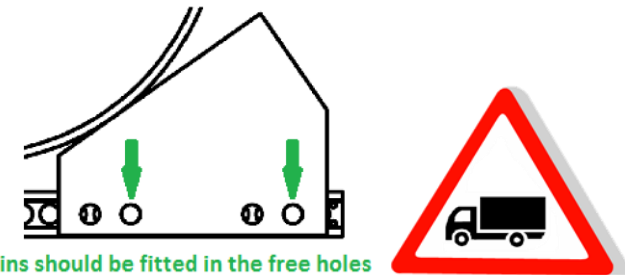


All dimensions are in mm

System88 – Truck Ø 711,2

Block	Type B
Block in middle	Type L
Number of Pipes	8
Outside diameter [mm]	711,2
Outside diameter [inch]	28
Actual distance from pipe to profile [mm]	18-27
Actual distance between pipes [mm]	54

- Always check System88 Instructions before use
- Maximum load of 7.875 kg on Block B
- Maximum load of 4.725 kg on Block L
- Check your vehicle specifications for total maximum load
- Always secure each block with 2 locking pins
- Replace block in case it shows permanent deformation
- The pipes must be supported by the blocks only and not touch the steel profile
- The blocks can be provided with rubber layer* on request
- (* always use ratchet tie-downs in combination with rubber layer)
- If using ratchet tie-downs: tighten tie-downs again after 10 minutes**
- (** due to relaxation tie-downs need retightening)
- Make sure when multiple pipes are transported at the same time, all pipes are secured
- Deviate from this advice only in consult with Dhatec



Pins should be fitted in the free holes

The sum of all tie-downs must be 5.560 daN for 25 ton load (check label on tie-down)
The sum of all tie-downs must be 6.670 daN for 30 ton load (check label on tie-down)

Manufacturing & Sales Company

DHATEC B.V.
Dragonder 19
5554 GM Valkenswaard
The Netherlands

T: +31 (0)497 542 527
E: info@dhatec.nl
I: www.dhatec.nl



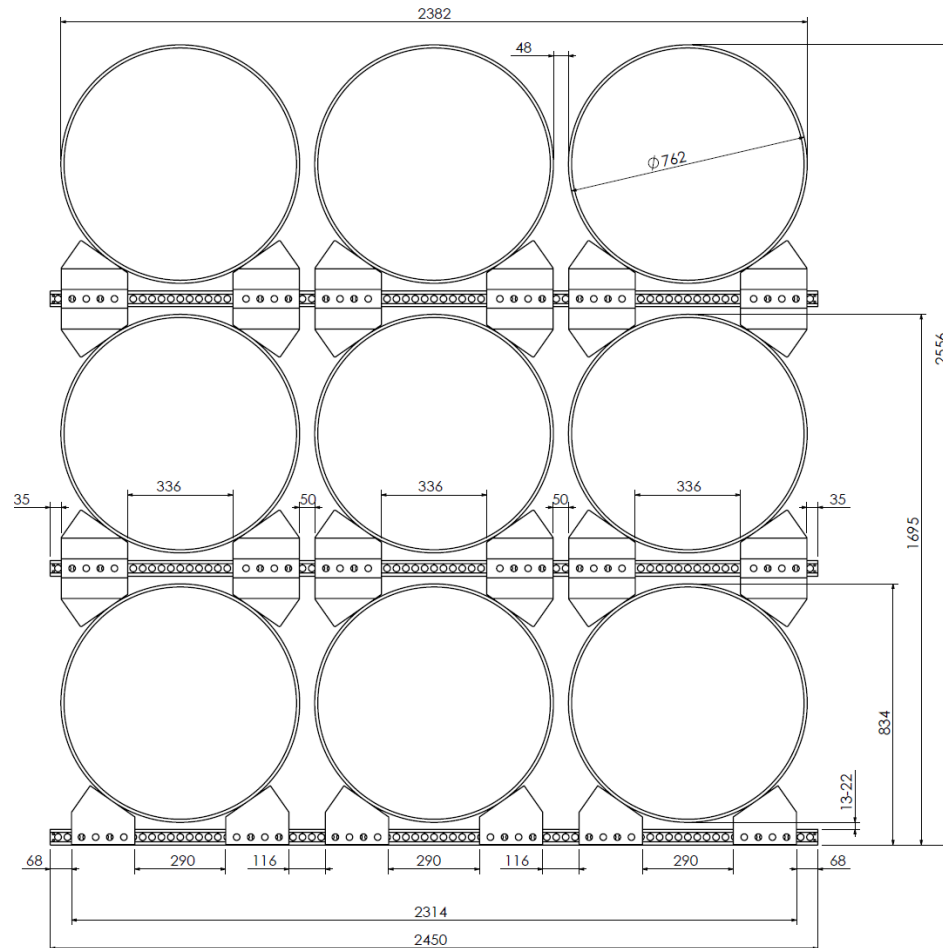


Always check System88 Instructions before use

Revision: 02
Document Ref: DHA415-APS-S88B



STANDARD TRUCK CONFIGURATIONS



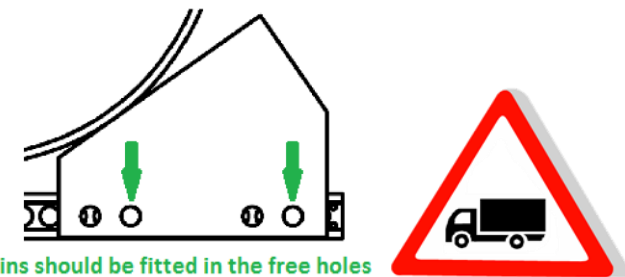
All dimensions are in mm

System88 – Truck

Ø 762

Block	Type B
Block in middle	Type L
Number of Pipes	9
Outside diameter [mm]	762
Outside diameter [inch]	30
Actual distance from pipe to profile [mm]	13-22
Actual distance between pipes [mm]	48

- Always check System88 Instructions before use
- Maximum load of 7.875 kg on Block B
- Maximum load of 4.725 kg on Block L
- Check your vehicle specifications for total maximum load
- Always secure each block with 2 locking pins
- Replace block in case it shows permanent deformation
- The pipes must be supported by the blocks only and not touch the steel profile
- The blocks can be provided with rubber layer* on request
(* always use ratchet tie-downs in combination with rubber layer)
- If using ratchet tie-downs: tighten tie-downs again after 10 minutes**
(** due to relaxation tie-downs need retightening)
- Make sure when multiple pipes are transported at the same time, all pipes are secured
- Deviate from this advice only in consult with Dhatec



Pins should be fitted in the free holes

The sum of all tie-downs must be 5.560 daN for 25 ton load (check label on tie-down)
The sum of all tie-downs must be 6.670 daN for 30 ton load (check label on tie-down)

Manufacturing & Sales Company

DHATEC B.V.
Dragonder 19
5554 GM Valkenswaard
The Netherlands

T: +31 (0)497 542 527
E: info@dhatec.nl
I: www.dhatec.nl





Always check System88 Instructions before use

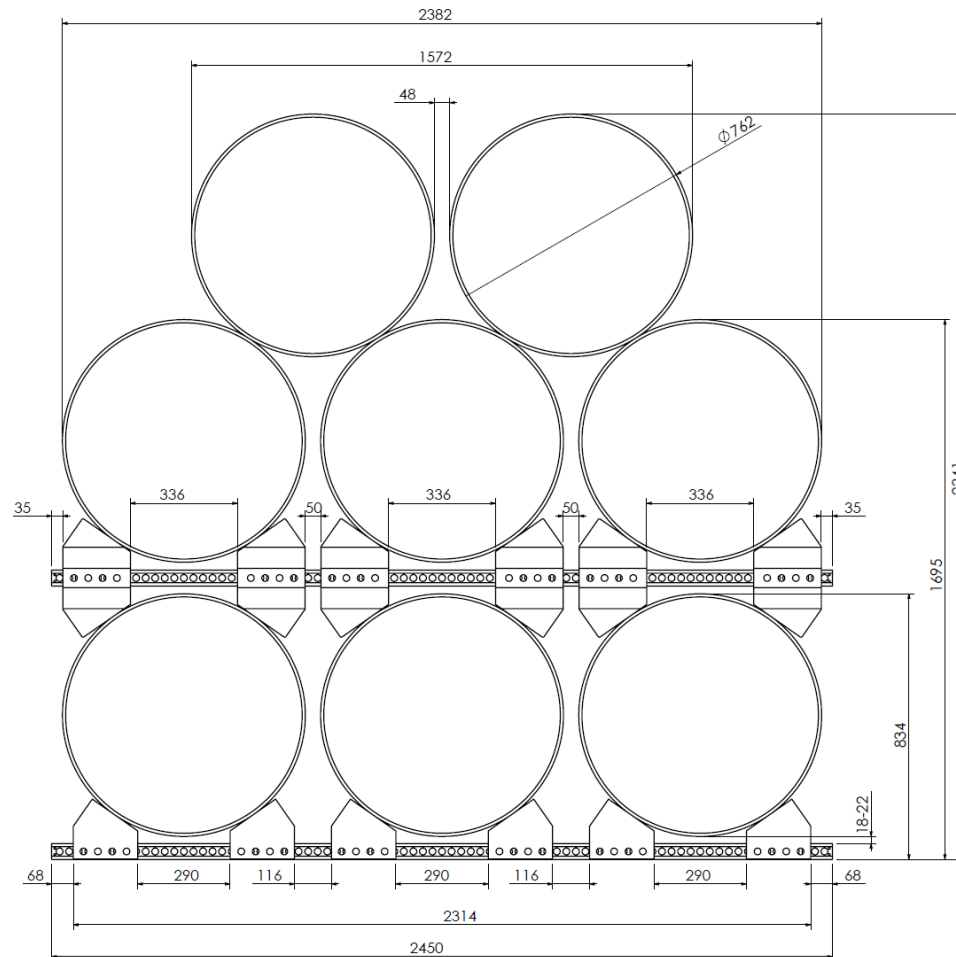
Revision: 02
Document Ref: DHA415-APS-S88B



STANDARD TRUCK CONFIGURATIONS



Page B-08-01



All dimensions are in mm

System88 – Truck Ø 762

Block	Type B
Block in middle	Type L
Number of Pipes	8
Outside diameter [mm]	762
Outside diameter [inch]	30
Actual distance from pipe to profile [mm]	13-22
Actual distance between pipes [mm]	48

- Always check System88 Instructions before use
- Maximum load of 7.875 kg on Block B
- Maximum load of 4.725 kg on Block L
- Check your vehicle specifications for total maximum load
- Always secure each block with 2 locking pins
- Replace block in case it shows permanent deformation
- The pipes must be supported by the blocks only and not touch the steel profile
- The blocks can be provided with rubber layer* on request
(* always use ratchet tie-downs in combination with rubber layer)
- If using ratchet tie-downs: tighten tie-downs again after 10 minutes**
(** due to relaxation tie-downs need retightening)
- Make sure when multiple pipes are transported at the same time, all pipes are secured
- Deviate from this advice only in consult with Dhatec



Pins should be fitted in the free holes

The sum of all tie-downs must be 5.560 daN for 25 ton load (check label on tie-down)
The sum of all tie-downs must be 6.670 daN for 30 ton load (check label on tie-down)

Manufacturing & Sales Company

DHATEC B.V.
Dragonder 19
5554 GM Valkenswaard
The Netherlands

T: +31 (0)497 542 527
E: info@dhatec.nl
I: www.dhatec.nl



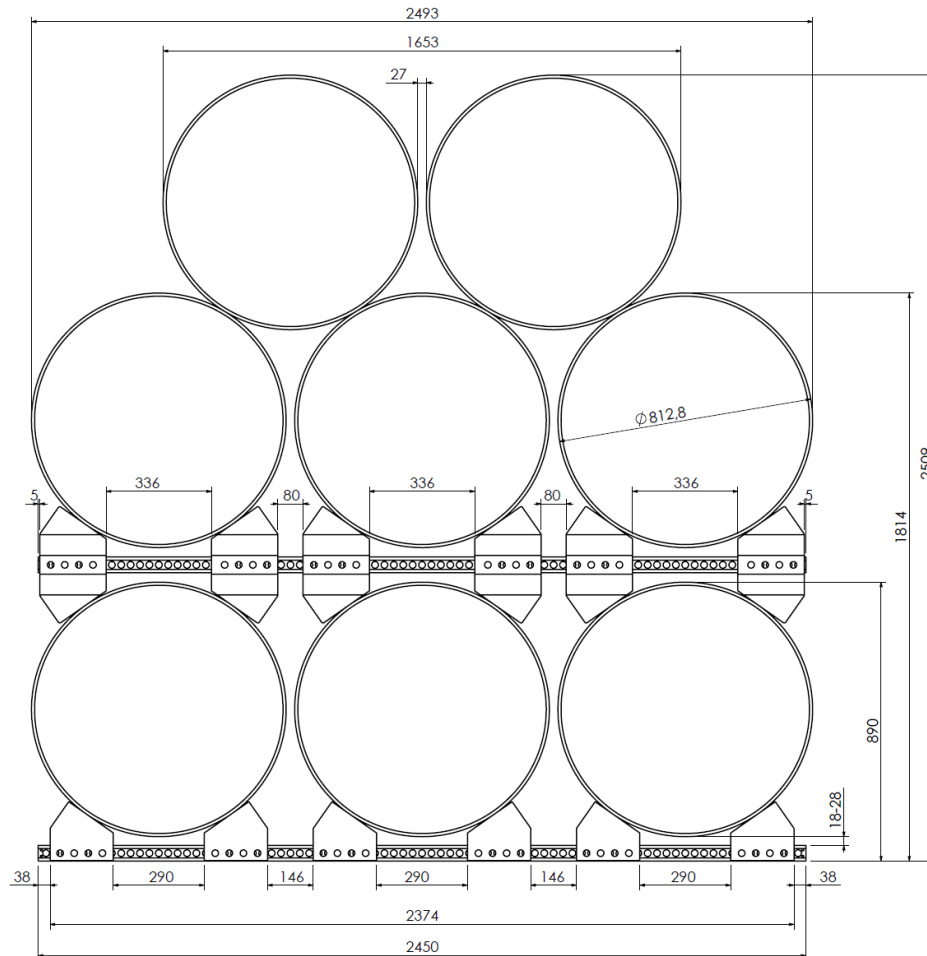


Always check System88 Instructions before use

Revision: 02
Document Ref: DHA415-APS-S88B



STANDARD TRUCK CONFIGURATIONS

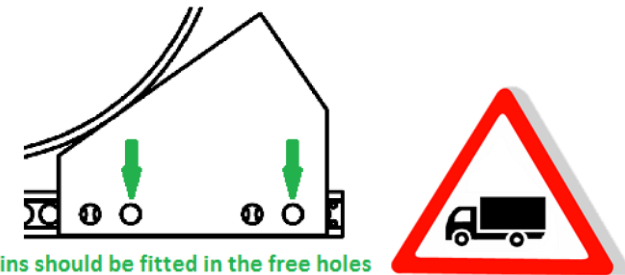


All dimensions are in mm

System88 – Truck Ø 812,8

Block	Type B
Block in middle	Type L
Number of Pipes	8
Outside diameter [mm]	812,8
Outside diameter [inch]	32
Actual distance from pipe to profile [mm]	19-28
Actual distance between pipes [mm]	27

- Always check System88 Instructions before use
- Maximum load of 7.875 kg on Block B
- Maximum load of 4.725 kg on Block L
- Check your vehicle specifications for total maximum load
- Always secure each block with 2 locking pins
- Replace block in case it shows permanent deformation
- The pipes must be supported by the blocks only and not touch the steel profile
- The blocks can be provided with rubber layer* on request
- (* always use ratchet tie-downs in combination with rubber layer)
- If using ratchet tie-downs: tighten tie-downs again after 10 minutes**
- (** due to relaxation tie-downs need retightening)
- Make sure when multiple pipes are transported at the same time, all pipes are secured
- Deviate from this advice only in consult with Dhatec



Pins should be fitted in the free holes

The sum of all tie-downs must be 5.560 daN for 25 ton load (check label on tie-down)
The sum of all tie-downs must be 6.670 daN for 30 ton load (check label on tie-down)

Manufacturing & Sales Company

DHATEC B.V.
Dragonder 19
5554 GM Valkenswaard
The Netherlands

T: +31 (0)497 542 527
E: info@dhattec.nl
I: www.dhattec.nl



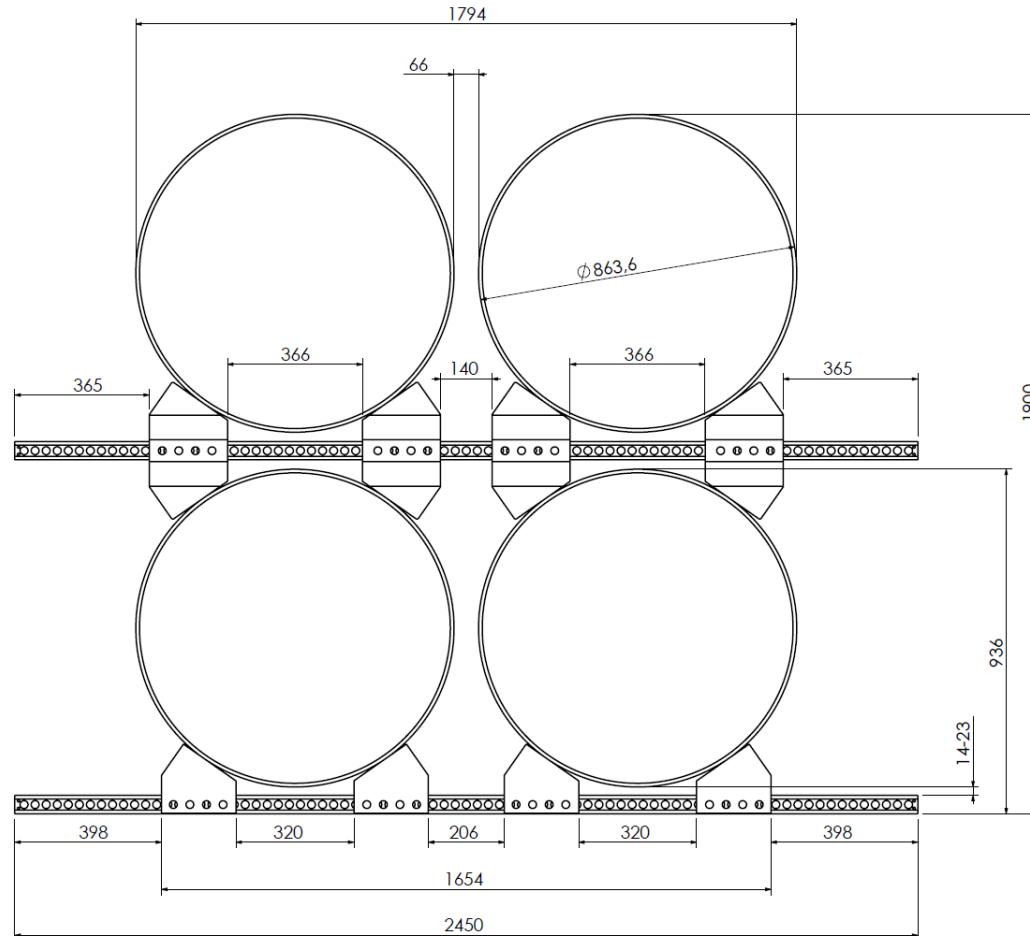


Always check System88 Instructions before use

Revision: 02
Document Ref: DHA415-APS-S88B



STANDARD TRUCK CONFIGURATIONS

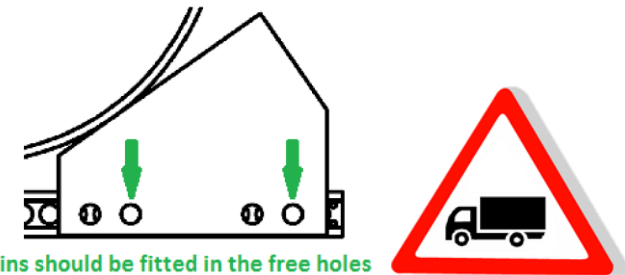


All dimensions are in mm

System88 – Truck \varnothing 863,6

Block	Type B
Block in middle	Type L
Number of Pipes	4
Outside diameter [mm]	863,6
Outside diameter [inch]	34
Actual distance from pipe to profile [mm]	14-23
Actual distance between pipes [mm]	66

- Always check System88 Instructions before use
- Maximum load of 7.875 kg on Block B
- Maximum load of 4.725 kg on Block L
- Check your vehicle specifications for total maximum load
- Always secure each block with 2 locking pins
- Replace block in case it shows permanent deformation
- The pipes must be supported by the blocks only and not touch the steel profile
- The blocks can be provided with rubber layer* on request
(* always use ratchet tie-downs in combination with rubber layer)
- If using ratchet tie-downs: tighten tie-downs again after 10 minutes**
(** due to relaxation tie-downs need retightening)
- Make sure when multiple pipes are transported at the same time, all pipes are secured
- Deviate from this advice only in consult with Dhatec



The sum of all tie-downs must be 5.560 daN for 25 ton load (check label on tie-down)
The sum of all tie-downs must be 6.670 daN for 30 ton load (check label on tie-down)

Manufacturing & Sales Company

DHATEC B.V.
Dragonder 19
5554 GM Valkenswaard
The Netherlands

T: +31 (0)497 542 527
E: info@dhatec.nl
I: www.dhatec.nl





Always check System88 Instructions before use

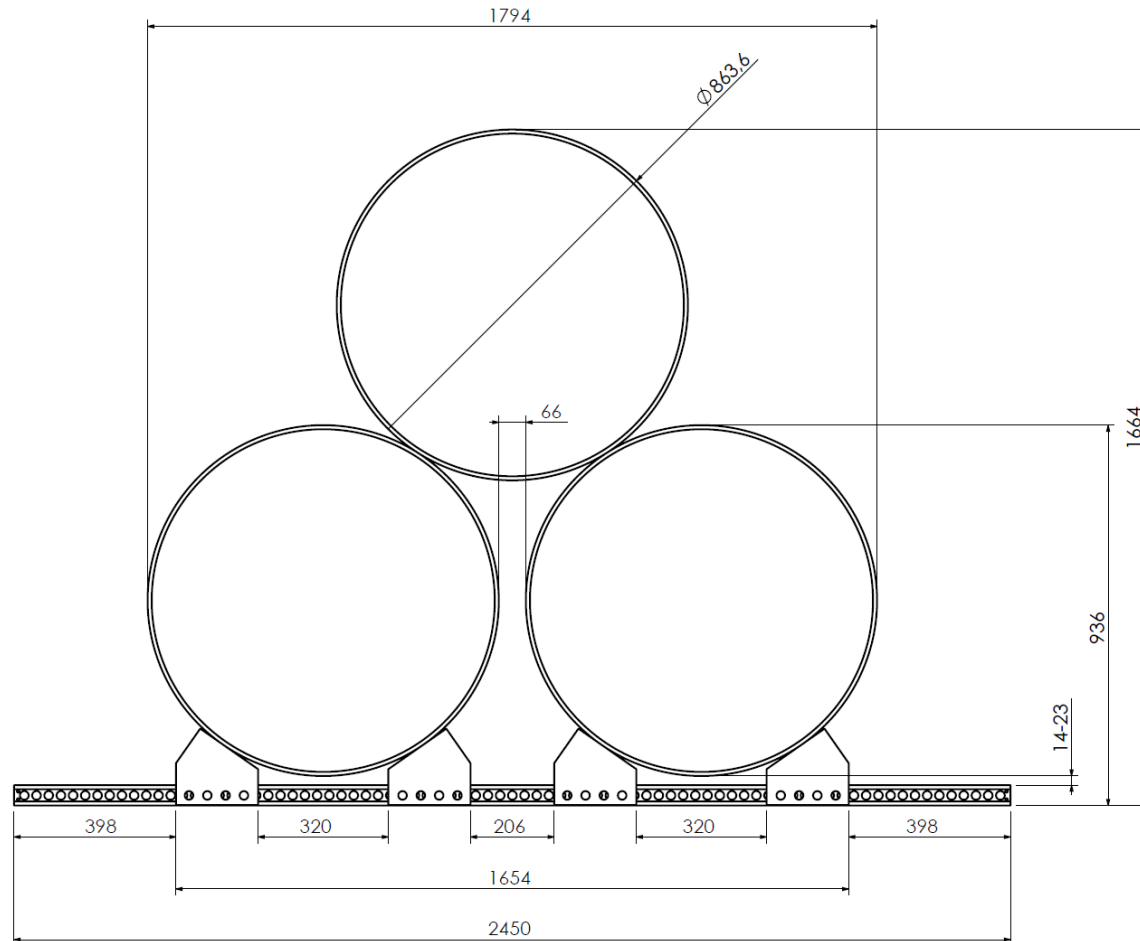
Revision: 02
Document Ref: DHA415-APS-S88B



STANDARD TRUCK CONFIGURATIONS



Page B-10-01

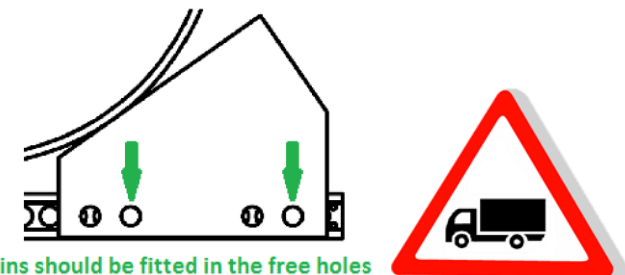


All dimensions are in mm

System88 – Truck \varnothing 863,6

Block	Type B
Block in middle	Type L
Number of Pipes	3
Outside diameter [mm]	863,6
Outside diameter [inch]	34
Actual distance from pipe to profile [mm]	14-23
Actual distance between pipes [mm]	66

- Always check System88 Instructions before use
- Maximum load of 7.875 kg on Block B
- Maximum load of 4.725 kg on Block L
- Check your vehicle specifications for total maximum load
- Always secure each block with 2 locking pins
- Replace block in case it shows permanent deformation
- The pipes must be supported by the blocks only and not touch the steel profile
- The blocks can be provided with rubber layer* on request
(* always use ratchet tie-downs in combination with rubber layer)
- If using ratchet tie-downs: tighten tie-downs again after 10 minutes**
(** due to relaxation tie-downs need retightening)
- Make sure when multiple pipes are transported at the same time, all pipes are secured
- Deviate from this advice only in consult with Dhatec



The sum of all tie-downs must be 5.560 daN for 25 ton load (check label on tie-down)
The sum of all tie-downs must be 6.670 daN for 30 ton load (check label on tie-down)

Manufacturing & Sales Company

DHATEC B.V.
Dragonder 19
5554 GM Valkenswaard
The Netherlands

T: +31 (0)497 542 527
E: info@dhatec.nl
I: www.dhatec.nl



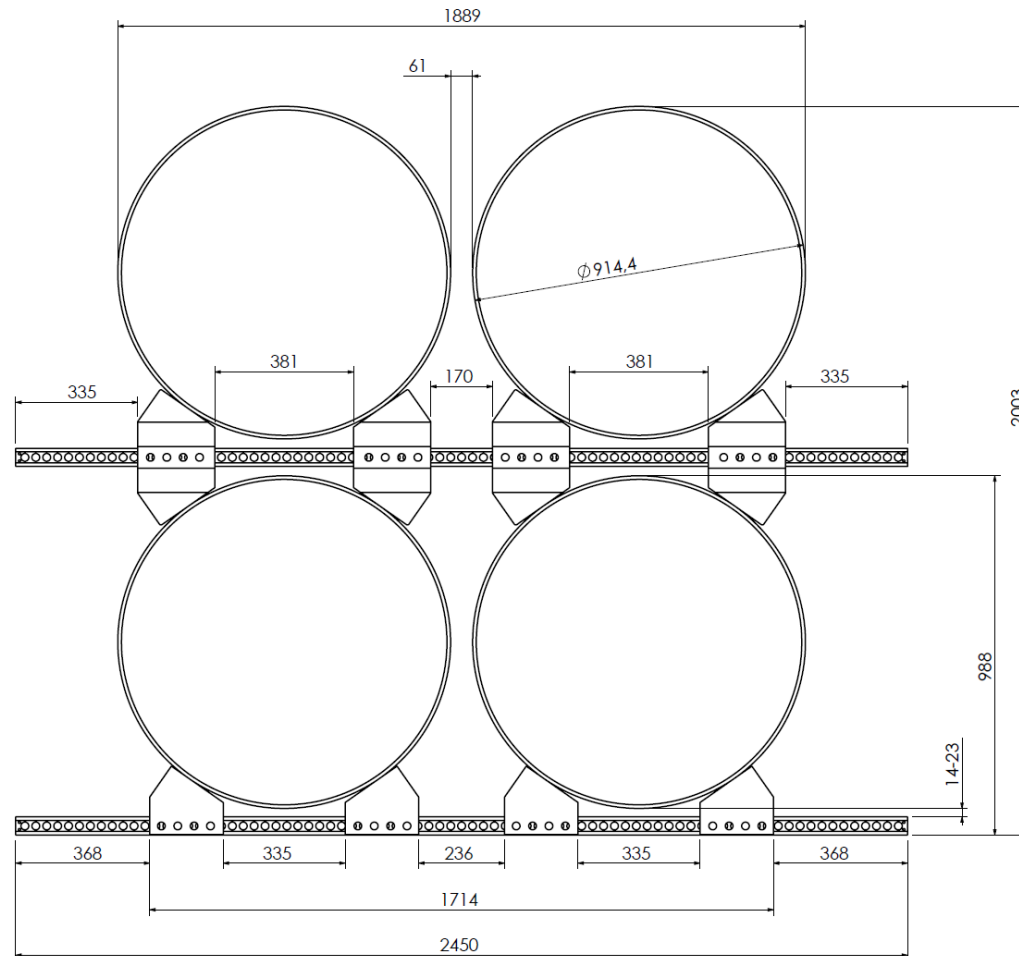


Always check System88 Instructions before use

Revision: 02
Document Ref: DHA415-APS-S88B



STANDARD TRUCK CONFIGURATIONS

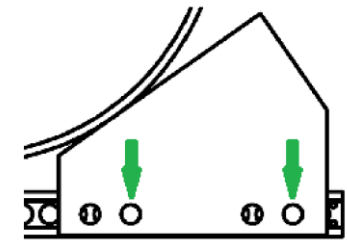


All dimensions are in mm

System88 – Truck $\varnothing 914,4$

Block	Type B
Block in middle	Type L
Number of Pipes	4
Outside diameter [mm]	914,4
Outside diameter [inch]	36
Actual distance from pipe to profile [mm]	14-23
Actual distance between pipes [mm]	61

- Always check System88 Instructions before use
- Maximum load of 7.875 kg on Block B
- Maximum load of 4.725 kg on Block L
- Check your vehicle specifications for total maximum load
- Always secure each block with 2 locking pins
- Replace block in case it shows permanent deformation
- The pipes must be supported by the blocks only and not touch the steel profile
- The blocks can be provided with rubber layer* on request
(* always use ratchet tie-downs in combination with rubber layer)
- If using ratchet tie-downs: tighten tie-downs again after 10 minutes**
(** due to relaxation tie-downs need retightening)
- Make sure when multiple pipes are transported at the same time, all pipes are secured
- Deviate from this advice only in consult with Dhatec



Pins should be fitted in the free holes



The sum of all tie-downs must be 5.560 daN for 25 ton load (check label on tie-down)
The sum of all tie-downs must be 6.670 daN for 30 ton load (check label on tie-down)

Manufacturing & Sales Company

DHATEC B.V.
Dragonder 19
5554 GM Valkenswaard
The Netherlands

T: +31 (0)497 542 527
E: info@dhatec.nl
I: www.dhatec.nl



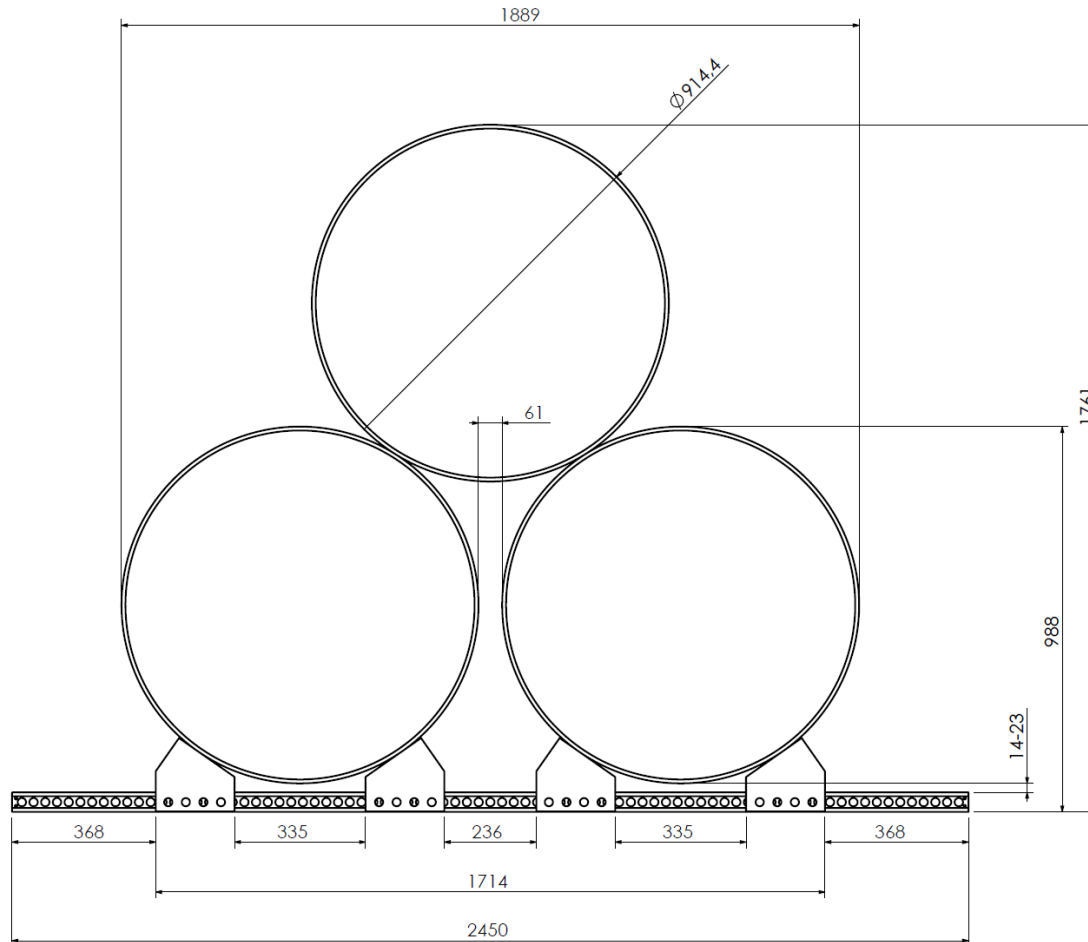


Always check System88 Instructions before use

Revision: 02
Document Ref: DHA415-APS-S88B



STANDARD TRUCK CONFIGURATIONS

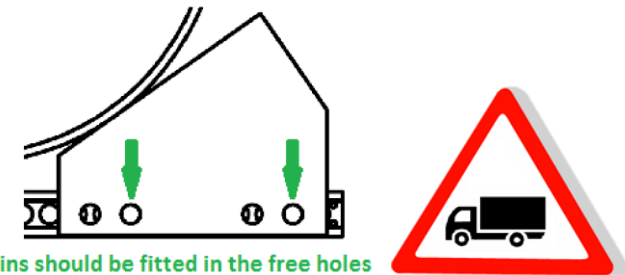


All dimensions are in mm

System88 – Truck Ø 914,4

Block	Type B
Block in middle	Type L
Number of Pipes	3
Outside diameter [mm]	914,4
Outside diameter [inch]	36
Actual distance from pipe to profile [mm]	14-23
Actual distance between pipes [mm]	61

- Always check System88 Instructions before use
- Maximum load of 7.875 kg on Block B
- Maximum load of 4.725 kg on Block L
- Check your vehicle specifications for total maximum load
- Always secure each block with 2 locking pins
- Replace block in case it shows permanent deformation
- The pipes must be supported by the blocks only and not touch the steel profile
- The blocks can be provided with rubber layer* on request
(* always use ratchet tie-downs in combination with rubber layer)
- If using ratchet tie-downs: tighten tie-downs again after 10 minutes**
(** due to relaxation tie-downs need retightening)
- Make sure when multiple pipes are transported at the same time, all pipes are secured
- Deviate from this advice only in consult with Dhatec



The sum of all tie-downs must be 5.560 daN for 25 ton load (check label on tie-down)
The sum of all tie-downs must be 6.670 daN for 30 ton load (check label on tie-down)

Manufacturing & Sales Company

DHATEC B.V.
Dragonder 19
5554 GM Valkenswaard
The Netherlands

T: +31 (0)497 542 527
E: info@dhatec.nl
I: www.dhatec.nl



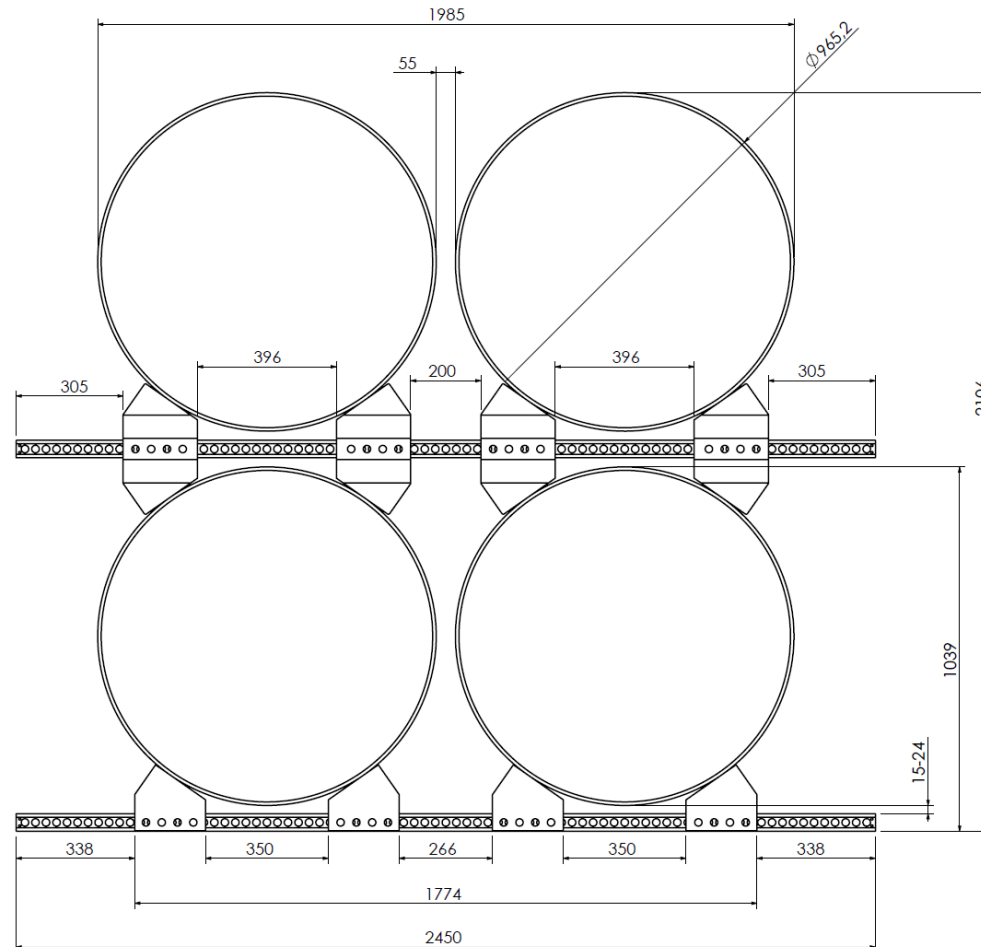


Always check System88 Instructions before use

Revision: 02
Document Ref: DHA415-APS-S88B



STANDARD TRUCK CONFIGURATIONS

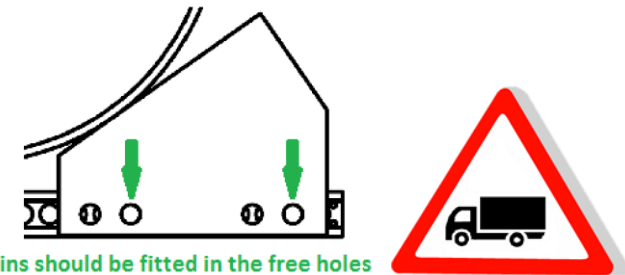


All dimensions are in mm

System88 – Truck $\varnothing 965,2$

Block	Type B
Block in middle	Type L
Number of Pipes	4
Outside diameter [mm]	965,2
Outside diameter [inch]	38
Actual distance from pipe to profile [mm]	15-24
Actual distance between pipes [mm]	55

- Always check System88 Instructions before use
- Maximum load of 7.875 kg on Block B
- Maximum load of 4.725 kg on Block L
- Check your vehicle specifications for total maximum load
- Always secure each block with 2 locking pins
- Replace block in case it shows permanent deformation
- The pipes must be supported by the blocks only and not touch the steel profile
- The blocks can be provided with rubber layer* on request
(* always use ratchet tie-downs in combination with rubber layer)
- If using ratchet tie-downs: tighten tie-downs again after 10 minutes**
(** due to relaxation tie-downs need retightening)
- Make sure when multiple pipes are transported at the same time, all pipes are secured
- Deviate from this advice only in consult with Dhatec



Pins should be fitted in the free holes

The sum of all tie-downs must be 5.560 daN for 25 ton load (check label on tie-down)
The sum of all tie-downs must be 6.670 daN for 30 ton load (check label on tie-down)

Manufacturing & Sales Company

DHATEC B.V.
Dragonder 19
5554 GM Valkenswaard
The Netherlands

T: +31 (0)497 542 527
E: info@dhatec.nl
I: www.dhatec.nl



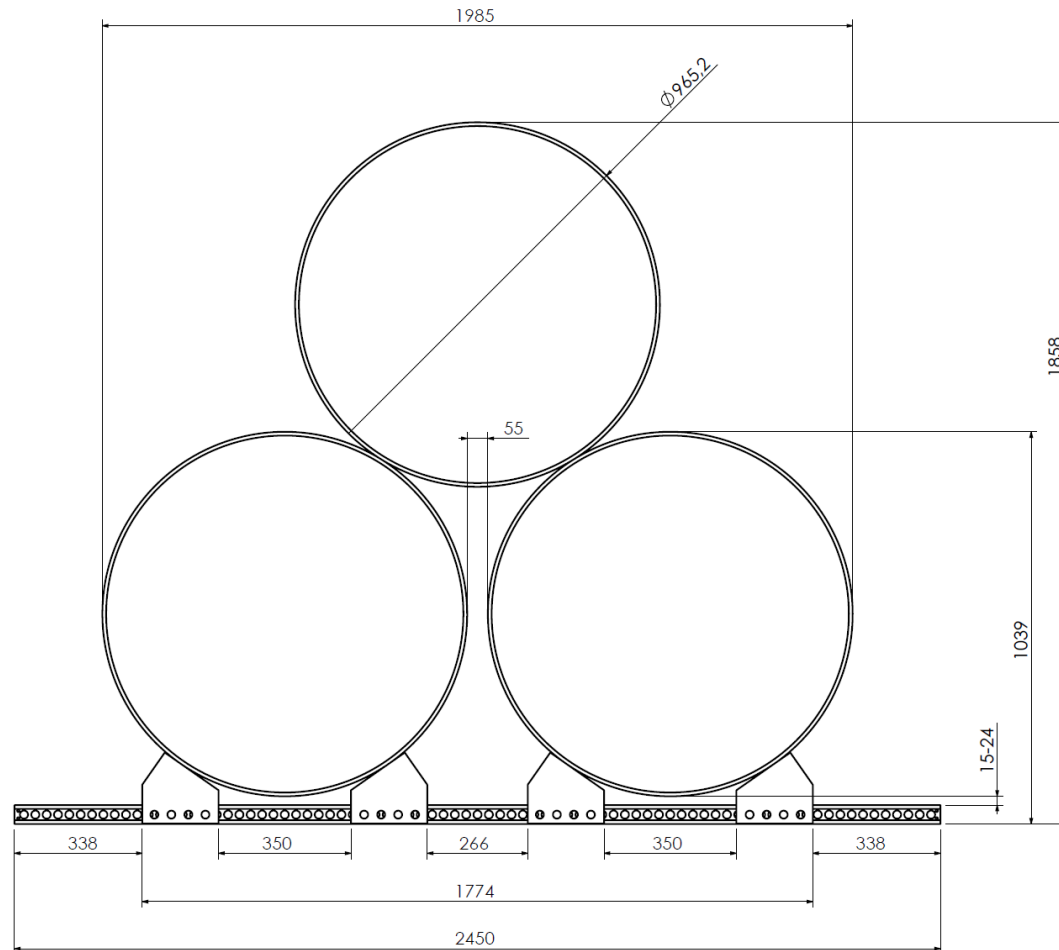


Always check System88 Instructions before use

Revision: 02
Document Ref: DHA415-APS-S88B



STANDARD TRUCK CONFIGURATIONS

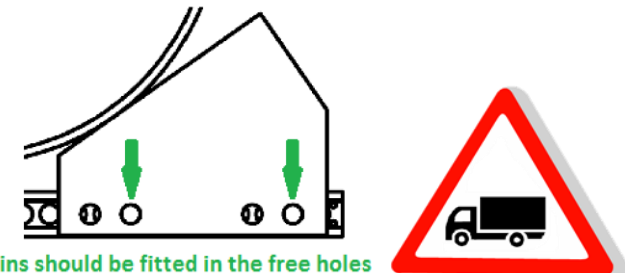


All dimensions are in mm

System88 – Truck Ø 965,2

Block	Type B
Block in middle	Type L
Number of Pipes	3
Outside diameter [mm]	965,2
Outside diameter [inch]	38
Actual distance from pipe to profile [mm]	15-24
Actual distance between pipes [mm]	55

- Always check System88 Instructions before use
- Maximum load of 7.875 kg on Block B
- Maximum load of 4.725 kg on Block L
- Check your vehicle specifications for total maximum load
- Always secure each block with 2 locking pins
- Replace block in case it shows permanent deformation
- The pipes must be supported by the blocks only and not touch the steel profile
- The blocks can be provided with rubber layer* on request
(* always use ratchet tie-downs in combination with rubber layer)
- If using ratchet tie-downs: tighten tie-downs again after 10 minutes**
(** due to relaxation tie-downs need retightening)
- Make sure when multiple pipes are transported at the same time, all pipes are secured
- Deviate from this advice only in consult with Dhatec



Pins should be fitted in the free holes

The sum of all tie-downs must be 5.560 daN for 25 ton load (check label on tie-down)
The sum of all tie-downs must be 6.670 daN for 30 ton load (check label on tie-down)

Manufacturing & Sales Company

DHATEC B.V.
Dragonder 19
5554 GM Valkenswaard
The Netherlands

T: +31 (0)497 542 527
E: info@dhatec.nl
I: www.dhatec.nl

